



Name: _____ Class: _____


Using the tables and cut-outs provided (see Resource Sheets), sort the objects into the tables. Then, look at the tables and use them to help you answer the following questions.

1 What differences are there between the objects that bend easily and the objects that do not bend easily?

2 What differences are there between the objects that twist easily and the objects that do not twist easily?

3 Can you describe any similarities between the two tables?

4 Is there anything interesting about some of the objects?



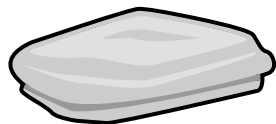


Will it Bend?

Resource Sheet



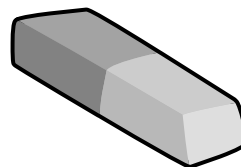
Name: _____ Class: _____



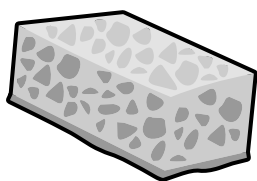
A stone




Modelling clay




Eraser



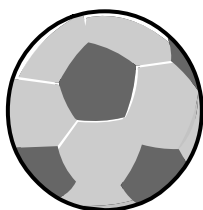
Sponge



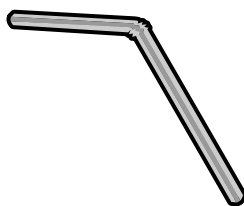
Elastic band



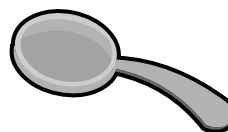
String




Ball




Plastic straw



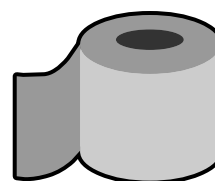
Metal spoon



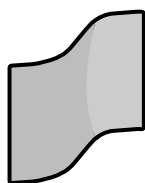
Block of wood



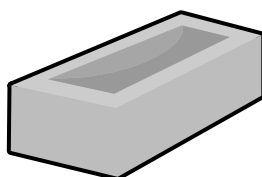
A key



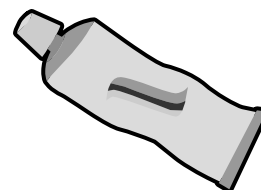
A toilet roll



A sheet of toilet roll



A brick



A tube of toothpaste



Will it Bend?

Resource Sheet



Name: _____ Class: _____

objects that will bend easily

objects that will not bend easily



Will it Bend?

Resource Sheet



Name: _____ Class: _____

objects that will twist easily

objects that will not twist easily